












Progression of skills: French



Culture	Vocabulary	Listening	Speaking	Reading	Writing	Phonics	Grammar	Singing	Watching	Collaborative learning
										



Year 3	Prior Learning	French Knowledge / Key Outcomes	KS2 Framework objectives	NC levels	Vocabulary	Skills
Greetings and French culture Y3.1		<p>Understand that French is spoken in France and elsewhere.</p> <p>Say and respond to bonjour, salut and au revoir, à tout à l'heure and à bientôt.</p> <p>Understand the convention of kissing on the cheek when greeting.</p>	<p>O3.1 Listen and respond to simple rhymes, stories and songs.</p> <p>O3.4 Listen attentively and understand everyday words.</p> <p>KAL Recognise conventions of politeness.</p> <p>IU3.2 Locate country/countries where the language is spoken.</p> <p>IU3.3 Identify social conventions in other cultures.</p> <p>LLS Practise new language with a friend.</p>	<p>Listening: 1b</p> <p>Speaking: 1b</p> <p>Reading: 1b</p> <p>Writing: 1b</p>	<p>Bonjour !</p> <p>Salut !</p> <p>Ça va ?</p> <p>Et toi ?</p> <p>Au revoir !</p> <p>À bientôt !</p> <p>À tout à l'heure !</p> <p>Super, bravo,</p> <p>Très bien !</p> <p>Taisez-vous</p> <p>Écoutez</p> <p>Répétez</p>	
Greetings and classroom		<p>Say and respond to bonjour, salut and au revoir.</p> <p>Say and respond to Ça va? and</p>	<p>O3.1 Listen and respond to simple rhymes, stories and songs.</p>	<p>Listening: 2c</p> <p>Speaking: 2c</p>		




instructions Y3.2		Et toi? using très bien, pas très bien and comme ci, comme ça.	<p>O3.4 Listen attentively and understand everyday words.</p> <p>KAL Recognise conventions of politeness.</p> <p>IU3.3 Identify social conventions in other cultures.</p> <p>LLS Practise new language with a friend.</p> <p>LLS Use actions to aid memorisation.</p>	Reading: 1b		
Classroom instructions Y3.3		Say and respond to taisez-vous, écoutez, regardez, répétez, levez-vous and asseyez-vous. Understand that French has silent letters and that -z is always silent when at the end of a word. Learn how to pronounce the phoneme é.	<p>O3.4 Listen attentively and understand everyday instructions and everyday classroom language.</p> <p>LLS Use actions to aid memorisation.</p> <p>LLS Look at the face of the person speaking and listen attentively.</p> <p>LLS Use gestures to show they understand.</p>	Listening: 1b Speaking: 1b/ 2c Reading: 1b		
Animals Y3.4		Say and respond to un chat, un chien, un cochon, un lapin, une souris, une tortue and un serpent. Learn to sing a well-known French song. Learn how to pronounce the phoneme ch.	<p>O3.3 Perform simple communicative tasks using single words (recall and retain new vocabulary)</p> <p>O3.4 Listen attentively and understand everyday instructions and everyday classroom</p>	Listening: 1b Speaking: 1b Reading: 1b	taisez-vous écoutez répétez regardez levez-vous asseyez-vous un chat un chien un cochon	




			<p>KAL language. Imitate pronunciation of sounds.</p> <p>LLS Use actions to aid memorisation.</p> <p>LLS Use gestures to show they understand.</p>		<p>une souris un serpent un lapin une tortue le magasin des animaux Je voudrais</p>	
At the pet shop Y3.5		<p>Say and respond to un chat, un chien, un cochon, un lapin, une tortue, un serpent, un lapin and une souris Listen to and understand a simple story.</p>	<p>O3.1 Listen and respond to simple rhymes, stories and songs.</p> <p>KAL Imitate pronunciation of sounds.</p> <p>KAL Recognise how sounds are represented in written form.</p> <p>LLS Use actions to aid memorisation.</p> <p>LLS Use gestures to show they understand.</p>	<p>Listening: 2c Speaking: 2a Reading: 2b Writing: 1b</p>	<p>Il voudrait mais Il est voici un deux trois voici et</p> <p>Le magasin des animaux</p>	
Numbers and plurals Y3.6		<p>Say and respond to un chat, un chien, un cochon, un lapin, une tortue, un serpent and une souris Say and respond to un, deux, trois and can form plurals. Learn how to pronounce the phoneme un.</p>	<p>O3.2 Recognise and respond to sound patterns and words.</p> <p>O3.4 Listen attentively</p> <p>KAL Imitate pronunciation of sounds.</p> <p>LLS Recognise words which the teacher mouths silently.</p> <p>LLS Use gestures to show they understand.</p>	<p>Listening: 2c Speaking: 2c Reading: 2c Writing: 2c</p>		
Connectives and simple		<p>Say and respond to voici and et and form a simple sentence</p>	<p>O3.2 Recognise and respond to sound patterns and</p>	<p>Listening: 2c Speaking:</p>		




<p>sentences Y3.7</p>		<p>using these words. Learn how to pronounce the phoneme un.</p>	<p>O3.3 words. perform simple communicative tasks using phrases and short sentences. KAL Imitate pronunciation of sounds. KAL Recognise commonly used rhyming sounds. L3.1 Recognise some familiar words in written form.</p>	<p>2c Reading: 2c Writing: 2c</p>		
<p>Gender Y3.8</p>		<p>Start to understand the concept of gender and how un and une point to different genders. Learn how to pronounce the phoneme u. Pronounce un and une correctly.</p>	<p>O3.2 Recognise and respond to sound patterns and words. KAL Imitate pronunciation of sounds. KAL Identify specific sounds, phonemes and words. L3.1 Recognise some familiar words in written form. LLS Compare the language with English.</p>	<p>Listening: 1a Speaking: 1a Reading: 1a Writing: 2b</p>		
<p>Memorisation & storytelling Y3.9</p>		<p>Start to develop memorization strategies for a foreign language. Take part in a dramatic retelling of a story.</p>	<p>O3.2 Recognise and respond to sound patterns and words. KAL Imitate pronunciation of sounds. KAL Identify specific sounds, phonemes and words. LLS Recognise some familiar words in written</p>	<p>Listening: 2b Speaking: 2b Reading: 2b Writing: 2c</p>		



			LLS form. Compare the language with English.			
Spring						
Je m'appelle Y3.10	un chat un chien un cochon une souris un serpent un lapin une tortue	Say je m'appelle and say and respond to et toi? Devise and take part in a simple role play.	O3.1 Listen and respond to songs. O3.3 Perform simple communicative tasks using single words, phrases and short sentences. KAL Imitate pronunciation of sounds. LLS Recognise some familiar words in written form.	Listening: 2c Speaking: 2c Reading: 2c Writing: 2c	Je m'appelle Et toi ? Ça va ? très bien, pas très bien comme si comme ça je m'appelle ...	
French names Y3.11		Learn some common French names Start to recognize the sound-spelling link and identify certain phonemes that are pronounced differently in French.	O3.1 Listen and respond to songs. O3.2 Recognise and respond to sound patterns and words. O3.3 Perform simple communicative tasks using single words, phrases and short sentences. KAL Recognise that languages describe familiar things differently. KAL Identify specific sounds, phonemes and words. LLS Experiment with the	Listening: 2c Speaking: 2c Reading: 2c Writing: 1b		



<p>Je suis and Ma maman story Y3.12</p>		<p>Say and respond to je suis and form a sentence with the phrase. Can identify some cognates in French. Learn how to pronounce the phoneme j.</p>	<p>writing of simple words.</p> <p>O3.1 Listen and respond to simple rhymes, stories and songs.</p> <p>O3.2 Recognise and respond to sound patterns and words.</p> <p>O3.3 Perform simple communicative tasks using single words, phrases and short sentences.</p> <p>LLS Use the context of what they see/read to determine some of the meaning.</p> <p>LLS Compare the language with English.</p>	<p>Listening: 2b Speaking: 2b Reading: 2b</p>	<p>Je suis Je ne suis pas un serpent un lion un tigre une girafe un éléphant où est ma maman</p>	
<p>Colours and aliens story Y3.13</p>		<p>Say and respond to eight colours: bleu, rouge, jaune, vert, marron, rose, orange and gris Use je suis with a colour.</p>	<p>O3.1 Listen and respond to simple rhymes, stories and songs.</p> <p>O3.2 Recognise and respond to sound patterns and words.</p> <p>O3.4 Listen attentively and understand instructions.</p> <p>KAL Imitate pronunciation of words.</p> <p>KAL Hear main word classes.</p> <p>KAL Recognise how sounds are represented in written form.</p>	<p>Listening: 2b Speaking: 2c Reading: 2b Writing: 1b</p>	<p>Je suis C'est quelle couleur ? Touchez quelque chose bleu rouge jaune vert rose marron gris orange un serpent</p>	

			LLS	Play games to aid memorisation.		cochon chat	
Colours and opinions Y3.14		Give a simple opinion j'adore or je déteste about a colour. Use le with a colour when giving an opinion about it. Learn how to pronounce the phonemes a and the short e.	O3.1	Listen and respond to simple rhymes, stories and songs.	Listening: 2c Speaking: 2c	chien tigre lion	
			O3.2	Recognise and respond to sound patterns and words.	Reading: 2c Writing: 2c	jouez le téléphone sans fil	
			O3.4	Listen attentively and understand instructions.		J'adore ça	
			KAL	Imitate pronunciation of words.		Je déteste ça	
Word order of adjectives Y3.15	voici un serpent cochon chat chien tigre lion	All can understand, write and say a sentence describing the colour of an animal using the correct word order. Some can use two different colours and a connective to describe an animal.	KAL	Hear main word classes.	Listening: 2b Speaking: 2b		
			KAL	Recognise how sounds are represented in written form.	Reading: 2b Writing: 2b		
			KAL	Recognise that languages describe familiar things differently.			
			LLS	Play games to aid memorisation.			
			LLS	Write new words.			
			L3.3	Experiment with the writing of simple words.			
Word order and opinions		Use two different colours and a connective to describe an	KAL	Hear main word classes.	Listening: 2a Speaking:		



Y3.16		animal. Give an opinion about the animal.	KAL Recognise how sounds are represented in written form. O3.3 Perform simple communicative tasks using single words, phrases and short sentences. O3.4 Listen attentively LLS Play games to aid memorisation.	2a Reading: 2a		
Summer						
The enormous turnip Y3.17		Listen and respond to a simple story using repetition and gestures. Sing a well-known traditional French song. Learn how to pronounce the phoneme ai.	O3.1 Listen and respond to a simple story and rhyme. L3.2 Read aloud familiar words. LLS Use the context of what they see/ read to determine some of the meaning. LLS Use gestures to show they understand. LLS Play games to aid memorisation.	Listening: 2a Speaking: 2b Reading: 2a	le papa la maman le fils la fille le chat le chien la souris la vache le navet Morpion	
Numbers 1-10 Y3.18		Understand and act out a simple story Understand and say numbers 1-10 and zero in French and do simple addition and subtraction sums using these numbers.	O3.1 Listen and respond to a simple story and rhyme. L3.3 Experiment with the writing of simple words. LLS Use gestures to show they understand. LLS Play games to aid memorisation.	Listening: 2a Speaking: 2a Reading: 2a Writing: 1b	zéro un deux trois quatre cinq six sept huit	




					neuf dix plus moins égale	
Numbers and j'ai Y3.19		Understand and say numbers 1-10 and zero in French and do simple addition and subtraction sums using these numbers. Understand and use j'ai and know the difference between j'ai and je suis.	O3.3 Perform simple communicative tasks using single words and phrases. L3.3 Experiment with the writing of simple words. O3.2 Recognise and respond to sound patterns in words. O3.4 Listen attentively. LLS Play games to aid memorisation.	Listening: 2b Speaking: 2b Reading: 2b Writing: 2b	J'ai Je suis Quel âge as-tu ? J'ai huit ans	
Age Y3.20		Understand someone asking how old they are (quel âge as-tu?) and reply using a sentence stating their age. Learn how to pronounce the phoneme ai.	O3.2 Recognise and respond to sound patterns and words. O3.4 Listen attentively L3.3 Experiment with the writing of simple words. KAL Recognise the languages describe familiar things differently. LLS Compare the language with English.	Listening: 2b Speaking: 2b Reading: 2b Writing: 2b		
Definite (le,le,les) and indefinite articles (un,une) Y3.21	un/une deux trois	Understand the difference between le/la/les and un/une in French and know when to use each type of article.	O3.1 Listen and respond to a simple story. O3.3 Perform simple communicative tasks	Listening: 2a Speaking: 2a Reading: 2a	un/une deux trois	




		<p>Take part in a simple role play based on a story.</p>	<p>using short sentences. IU3.3 Identify social conventions. KAL Hear main word classes. LLS Use the context of what they see/ read to determine some of the meaning. LLS Recognise words which the teacher mouths silently.</p>	<p>Writing: 2c</p>	<p>le vœu (les vœux) Qu'est-ce que tu voudrais ? Je voudrais un portable les bonbons le génie le/la/les Merci S'il vous plaît</p>	
<p>Je voudrais Y3.22</p>		<p>Understand the phrase Qu'est-ce que tu voudrais? Use the phrase je voudrais in appropriate contexts.</p>	<p>O3.3 Perform simple communicative tasks using short sentences. L3.1 Recognise some familiar words in written form. LLS Use the context of what they see/ read to determine some of the meaning. LLS Practise new language with a friend. LLS Look at the face of the person speaking and listen attentively. LLS Play games to aid memorisation.</p>	<p>Listening: 2a Speaking: 2a Reading: 2a</p>	<p>Qu'est-ce que Tu voudrais ? Je voudrais un portable un vélo BMX les bonbons le ballon de foot les rollers les baskets une voiture des Merci S'il vous plaît</p>	




<p>The conjunction 'mais' Y3.23</p>		<p>Create sentences using the language j'adore/ je déteste ... mais je voudrais.</p>	<p>O3.3 Perform simple communicative tasks using short sentences. L3.1 Recognise some familiar words in written form. LLS Use the context of what they see/ read to determine some of the meaning. LLS Practise new language with a friend. LLS Recognise words which the teacher mouths silently. LLS Play games to aid memorisation.</p>	<p>Listening: 2a Speaking: 2a Reading: 2a Writing: 2a</p>	<p>Qu'est-ce que tu voudrais ? Je voudrais un portable un vélo BMX les bonbons le ballon de foot les rollers les baskets une voiture J'adore Je déteste mais À toi À moi</p>	
<p>C'est</p>		<p>Practise opinion phrases j'adore/ je déteste ... Practise extending sentences with mais. Learn the high frequency phrase c'est. Learn some new animal nouns.</p>	<p>O3.3 Perform simple communicative tasks using short sentences. L3.1 Recognise some familiar words in written form. LLS Use the context of what they see/ read to determine some of the meaning. LLS Practise new language with a friend. LLS Recognise words which the teacher mouths silently.</p>	<p>Listening: 2a Speaking: 2a Reading: 2a Writing: 2a</p>	<p>j'adore/ je déteste mais. c'est.</p>	





			LLS	Play games to aid memorisation.			
--	--	--	-----	---------------------------------	--	--	--




Year 4	Prior Learning	French Knowledge / Key Outcomes	KS2 Framework objectives	NC levels	Vocab	Skills
C'est qui? Aussi Y3.25		Ask questions with <i>c'est qui?</i> Extend sentences with <i>et</i> and <i>aussi</i> .	<p>O3.1 Listen and respond to stories</p> <p>O3.2 Recognise and respond to sound patterns and words</p> <p>O3.3 Perform simple communicative tasks</p> <p>LLS Practise new language with a friend.</p> <p>LLS Use the context of what they see to determine meaning.</p>	<p>Listening: 2a</p> <p>Speaking: 2a</p> <p>Reading: 2a</p> <p>Writing: 2c</p>	C'est qui? Aussi	
Numbers 1-15 Y3.26		Revise numbers 1-10 Learn numbers 11-15. Learn how to pronounce the nasal phoneme on.	<p>O3.2 Recognise and respond to sound patterns and words.</p> <p>L3.1 Recognise some familiar words in written form.</p> <p>KAL Identify specific sounds, phonemes and words.</p> <p>LLS Play games to aid memorisation.</p>	<p>Listening: 2b</p> <p>Speaking: 2b</p> <p>Reading: 2b</p> <p>Writing: 2b</p>	Un deux trois quatre cinq six sept huit neuf dix onze douze treize quatorze quinze plus moins égal	




<p>Days of the week Y3.27</p>		<p>Revise <i>j'adore/et toi?</i> Learn days of the week. Learn how to pronounce the r phoneme correctly.</p>	<p>O3.2 Recognise and respond to sound patterns and words. L3.1 Recognise some familiar words in written form. L3.3 Experiment with the writing of simple words. KAL Identify specific sounds, phonemes and words. LLS Play games to aid memorisation.</p>	<p>Listening: 2b Speaking: 2c-3c Reading: 2b</p>	<p>J'aime Et toi ? Les jours de la semaine lundi mardi mercredi jeudi vendredi samedi dimanche</p>	
<p>Revision and raps Y3.28</p>		<p>Revise days of the week. Create a rap based on much of the language they have covered in Y3 in French.</p>	<p>O3.3 Perform simple communicative tasks using single words, phrases and short sentences. L3.3 Experiment with the writing of simple words. KAL Identify specific sounds, phonemes and words. KAL Imitate pronunciation of sounds. LLS Practise new language with a friend.</p>	<p>Listening: 2a Speaking: 2c-3c Reading: 2a Writing: 2c-3c</p>	<p>Jouez Le rap La chanson Chantez ! Inventez ! Le rythme</p>	
<p>Assessment & rap performance Y3.29</p>		<p>Perform a rap based on much of the language they have covered in Y3 in French. Complete an assessment in the different language skills, if desired.</p>	<p>O3.3 Perform simple communicative tasks using single words, phrases and short sentences. O3.4 Listen attentively and understand everyday language. L3.1 Recognise some familiar words in written form. L3.3 Experiment with the writing of</p>	<p>Listening: 1a-2a Speaking: 1a-2a Reading: 1a-2a Writing: 1a-2a</p>		




			<p>simple words.</p> <p>KAL Notice the spelling of familiar words.</p>			
<p>Paris Y3.30</p>		<p>Revise opinions and connectives.</p> <p>Learn about location of Paris.</p> <p>Learn about four famous Paris landmarks.</p>	<p>LLS Use the context of what they see/read to determine some of the meaning.</p> <p>IU3.3 Identify social conventions at home and in other cultures</p> <p>L3.1 Recognise some familiar words in written form.</p> <p>IU3.4 Make direct or indirect contact with the country/countries where the language is spoken.</p>	<p>Listening: 3c</p> <p>Speaking: 2b-3c</p> <p>Reading: 3c</p> <p>Writing: 2b-3c</p>	<p>Moi</p> <p>J'aime</p> <p>J'adore</p> <p>Je déteste</p> <p>Et toi ?</p> <p>Mais</p> <p>Aussi</p> <p>Le Louvre</p> <p>Le Sacré-Cœur</p> <p>L'Arc de Triomphe</p> <p>Le Notre-Dame</p> <p>La Seine</p>	
<p>Christmas Y3 Lesson</p>		<p>Learn a French Christmas song and make a French Christmas card.</p> <p>Enjoy a simple Christmas-themed story and learn some vocabulary relating to Christmas.</p>	<p>O3.1 Listen and respond to simple rhymes, stories and songs.</p> <p>IU3.3 Identify social conventions in other cultures.</p> <p>KAL Recognise that languages describe familiar things differently.</p> <p>LLS Use the context of what they read to determine some of the meaning.</p> <p>LLS Compare the language with English.</p>	<p>Listening: 2a</p> <p>Speaking: 1a</p> <p>Reading: 2a</p> <p>Writing: 1b</p>	<p>Mon beau sapin</p> <p>le petit sapin</p> <p>Joyeux Noël</p> <p>les chansons de Noël</p> <p>Le père Noël</p> <p>la bougie</p> <p>les cadeaux de</p>	
<p>Animals and classroom</p>	<p>Y3</p> <p><i>Taisez-vous</i></p>	<p>Revise animals learnt in Y3.</p> <p>Revise classroom</p>	<p>O4.2 Listen for specific words and phrases.</p> <p>L4.1 Read and understand a</p>	<p>Listening: 2a</p> <p>Speaking: 2a</p>	<p><i>Taisez-vous</i></p> <p><i>Écoutez</i></p>	




instructions Y4.1	<i>Écoutez</i> <i>Répétez</i> <i>Levez-vous</i> <i>Asseyez-vous</i> <i>Un chat</i> <i>Un chien</i> <i>Un cochon</i> <i>Une souris</i> <i>Un serpent</i> <i>Un lapin</i> <i>Une tortue</i>	instructions.	range of familiar written phrases. L4.3 Read some familiar words aloud and pronounce them accurately. LLS Use mental associations to help remember words.	Reading: 2a	<i>Répétez</i> <i>Levez-vous</i> <i>Asseyez-vous</i> <i>Sautez</i> <i>Dancez</i> <i>Marchez</i> <i>Un chat</i> <i>Un chien</i> <i>Un cochon</i> <i>Une souris</i> <i>Un serpent</i> <i>Un lapin</i> <i>Une tortue</i>	
Animals and a poem Y4.2	chat un chien un cochon une souris un serpent un lapin une tortue Y3	Revise animals learnt in Y3. Learn words for four new animals in French. Start to learn how to use a bilingual French-English dictionary. Read and practise reciting an authentic French poem.	O4.1 Memorise and present a short spoken text L4.2 Follow a short familiar text, listening and reading at the same time. L4.3 Read some familiar words aloud and pronounce them accurately. LLS Use mental associations to help remember words. LLS Use a dictionary to look up spellings.	Listening: 2a Speaking: 2a Reading: 2a	chat un chien un cochon une souris un serpent un lapin une tortue une poule une chèvre un mouton une vache	
Monsieur Gentil's day	un chat un chien un cochon un lapin	Revise words for animals. Listen to and respond to a French story.	O4.1 Memorise and present a short spoken text L4.2 Follow a short familiar text, listening and reading at the	Listening: 3b Speaking: 2a Reading: 3b	un chat un chien un cochon un lapin	



<p>out Y4.3</p>	<p>Y3</p>	<p>Present an authentic French poem.</p>	<p>L4.3 same time. Read some familiar words aloud and pronounce them accurately. ICU Compare traditional stories. KAL Identify a different writing system.</p>		<p>une tortue une poule une chèvre un mouton une vache des enfants un bateau</p>	
<p>Talk4Writing: learning a story Y4.4</p>		<p>Listen to and respond to a French story. Learn part of a story using actions to support memorisation. Present an authentic French poem.</p>	<p>O4.1 Memorise and present a short spoken text. L4.3 Read some familiar words aloud and pronounce them accurately. KAL Use question forms. KAL Apply phonic knowledge of the language to support reading and writing.</p>	<p>Listening: 3a Speaking: 3c Reading: 3a</p>		
<p>Easter Lesson Y3</p>	<p>bleu rouge jaune noir vert orange marron rose Y3</p>	<p>Understand and enjoy an Easter-themed story. Sing a song.</p>	<p>Listen and recount: Follow along and repeat key words, phrases or short sentences from a song, rhyme, poem or story. Cultural capital: Learn about festivals.</p>	<p>Listening: 3a Speaking: 3c Reading: 3a</p>	<p>Pâques le lapin les œufs bleu rouge jaune noir vert orange marron rose</p>	
<p>Parts of the body Y4.5</p>		<p>Learn parts of the body, being able to say and understand them orally. Be able to read and</p>	<p>O4.1 Memorise and present a short spoken text. O4.3 Listen for sounds, rhymes and rhythm. L4.2 Follow a short, familiar text,</p>	<p>Listening: 2b Speaking: 3c Reading: 3c</p>	<p>la tête l'épaule le genou le pied</p>	


		<p>write parts of of the body. Be able to identify the 'ou' sound and say a tongue twister with the sound in.</p>	<p>LLS identifying common spelling patterns in letter strings. Read and memorise words.</p>		<p><i>la jambe</i> <i>le bras</i> <i>douze</i> <i>rouge</i> <i>le mouton</i> <i>le chou</i></p>	
<p>Colours Y4.6</p>	<p>rouge bleu vert jaune noir blanc marron rose violet orange</p>	<p>Be able to say and understand parts of the body. Be able to read, say and understand words for colours. Start to use a bilingual dictionary to find out plurals and genders.</p>	<p>O4.3 Listen for sounds, rhymes and rhythm. L4.2 Follow a short, familiar text, identifying common spelling patterns in letter strings; use physical response to show understanding of specific words. LLS Read and memorise words. LLS Use context and previous knowledge to determine meaning and pronunciation. KAL Reinforce and extend recognition of word classes.</p>	<p>Listening: 2a Speaking: 3c Reading: 3c</p>	<p>rouge bleu vert jaune noir blanc marron rose violet orange clair foncé touchez quelque chose de...</p>	
<p>Monsters! Y4.7</p>		<p>Learn the words grand and petit to describe size. Learn five words for facial features. Learn how to find the plural form of nouns in a bilingual dictionary.</p>	<p>O4.4 Ask and answer questions. L4.2 Follow a short, familiar text, identifying common spelling patterns in letter strings; use physical response to show understanding of specific words. LLS Read and memorise words. KAL Use question forms.</p>	<p>Listening: 2a Speaking: 2a Reading: 3c Writing: 2b</p>	<p><i>la couleur</i> <i>préféré(e)</i> <i>grand(e)</i> <i>petit(e)</i> <i>le nez</i> <i>la bouche</i> <i>la dent</i> <i>les cheveux</i> <i>l'œil</i> <i>les yeux</i></p>	



					l'oreille les oreilles	
8: Adjective agreements Y4.8		Start to understand that adjectives must agree with the noun they describe. Start to recognise the adjective agreement rule. Start to apply the adjective agreement rule.	L4.2 Follow a short, familiar text, identifying common spelling patterns in letter strings; use physical response to show understanding of specific words. L4.4 Write simple words and phrases using a model and some words from memory. LLS Read and memorise words. KAL Reinforce and extend recognition of word classes. KAL Recognise and apply simple agreements.	Listening: 2c Reading: 3b Writing: 2a	grand(e) petit(e) le nez la bouche les dents les cheveux les yeux les oreilles la jambe le bras la tête le genou le pied Jacques a dit	
9: The hungry monster Y4.9		Recognise the adjective agreement rule. Start to apply the adjective agreement rule. Learn some words for food items in French.	L4.2 Follow a short, familiar text, identifying common spelling patterns in letter strings; use physical response to show understanding of specific words. L4.4 Write simple words and phrases using a model and some words from memory. IU Compare traditional stories. KAL Recognise and apply simple agreements.	Listening: 3c Reading: 3c Writing: 2b-3b	Touchez J'adore	
10: Food Y4.10		Learn some words for food items. Pronounce words with the 'on' and 'om' nasal sounds.	L4.2 Follow a short, familiar text, identifying common spelling patterns in letter strings; use physical response to show understanding of specific	Listening: 3c Reading: 3c Writing: 2b-3b	le monstre le croissant le pain au chocolat la baguette	



		Learn part of a story.	<p>words.</p> <p>L4.3 Listen for sounds, rhyme and rhythm, identifying specific phonemes.</p> <p>KAL Apply phonic knowledge to support reading and writing.</p> <p>LLS Use mental associations to help remember words.</p>		<p>le gâteau l'orange (f) la banane la pomme le melon les bonbons les escargots la glace</p>	
Opinions about food Y4.11	C'est Y3	Give opinions with reasons about food. Develop reading strategies to work out the meaning of new words. Learn a poem.	<p>O4.4 Ask and answer questions on several topics.</p> <p>L4.1 Read and understand a range of familiar written phrases.</p> <p>L4.4 Write simple words and phrases using a model or working from memory.</p> <p>KAL Apply phonic knowledge to support reading and writing.</p> <p>LLS Use context & previous knowledge to determine meaning.</p> <p>LLS Use a dictionary to look up meanings.</p>	<p>Listening: 3b Reading: 3b Writing: 2a-3b Speaking: 2a-3b</p>	<p>la sucette un fromage des chips le chocolat c'est ils/elles sont parce que ce sont parce que mou chaud parfait</p>	
Goldilocks story Y4.12		Give opinions with reasons about food. Take part in a conversation asking for and giving opinions about different foods. Read and interact with a traditional fairy tale.	<p>O4.4 Ask and answer questions on several topics.</p> <p>L4.2 Follow a short familiar text, listening and reading at the same time.</p> <p>KAL Recognise and apply simple agreements, singular & plural</p> <p>IU Compare traditional stories.</p> <p>LLS Use context & previous knowledge to determine</p>	<p>Listening: 3b Reading: 3b Speaking: 2a-3b</p>		




			LLS meaning. Use a dictionary to look up meanings.			
Shopping for food and pronunciation Y4.13	salut je suis je voudrais Y3	Read and act out a traditional tale. Revise 'je voudrais' and use it with different food items. Pronounce words with the 'e' sound.	O4.4 Listen for sounds, rhyme and rhythm. L4.1 Read and understand a range of familiar written phrases. L4.2 Follow a short familiar text, listening and reading at the same time. KAL Apply phonic knowledge of the language to support reading and writing. LLS Use context & previous knowledge to determine meaning.	Reading: 3b Speaking: 2b-3b	salut je suis dur mou chaud froid parfait je voudrais	
Numbers 1-15 revision and months Y4.14	Numbers 1-15 Food items	Revise food items and numbers 1-15. Learn words for months. Pronounce words with the 'an' sound.	O4.4 Listen for sounds, rhyme and rhythm. L4.1 Read and understand a range of familiar written phrases. KAL Apply phonic knowledge of the language to support reading and writing. LLS Use context & previous knowledge to determine meaning. LLS Use mental association to help remember words.	Reading: 2a Speaking: 2b Listening: 2a	janvier février mars avril mai juin juillet août septembre octobre novembre décembre Numbers 1-15	
Numbers 1-31 and	numbers 1-31	Revise words for months and numbers 1-15.	O4.4 Listen for sounds, rhyme and rhythm. L4.1 Read and understand a	Reading: 2a Speaking: 2b	Food items plus moins	




<p>French maths Y4.15</p>		<p>Learn numbers 16-31. Be able to do some maths in French including division and multiplication.</p>	<p>range of familiar written phrases. L4.3 Read some familiar words and phrases aloud and pronounce them accurately. LLS Practise new language with a friend. LLS Use a dictionary to look up spellings.</p>	<p>Listening: 2b</p>	<p>fois divisé par fait, égale mon anniversaire aujourd'hui c'est le</p>	
<p>Dates, birthdays and name days Y4.16</p>	<p>Numbers 1-31</p>	<p>Revise numbers 1-31 and months. Learn how to understand and say and write dates. Learn about birthday traditions in France and name days.</p>	<p>O4.2 Listen for specific words and phrases. O4.4 Ask and answer questions with a partner. L4.1 Read and understand a range of familiar written phrases. L4.4 Write simple words and phrases using a model and some words from memory. IU 4.1 Learn about festivals & celebrations in different cultures. LLS Practise new language with a friend.</p>	<p>Reading: 2a Speaking: 2a Listening: 2a Writing: 2a</p>		



Year 5	Prior Learning	French Knowledge / Key Outcomes	KS2 Framework objectives	NC levels	Vocab	Skills
17: Personal descriptions Y4.17	Je suis Colours	Revise parts of the face and adjectival agreements. Be able to understand and describe hair colour and type. Be able to understand and describe eye colour.	O4.2 Listen for specific words and phrases. L4.1 Read and understand a range of familiar written phrases. KAL Reinforce and extend recognition of word classes and understand their function. KAS Recognise and apply simple agreements, singular & plural LLS Read and memorise words.	Reading: 2a Speaking: 2a Listening: 2a	les cheveux les yeux J'ai Je suis marron noir blond roux raide bouclé en brosse long court grand petit de taille moyenne Je porte des lunettes Tu es comment?	



<p>18: Personal descriptions 2 Y4.18</p>		<p>Revise parts of the face and adjectival agreements. Be able to understand and describe size. Be able to pronounce words with the 'r' sound accurately.</p>	<p>O4.4 Ask and answer questions on several topics. L4.1 Read and understand a range of familiar written phrases. L4.4 Write simple phrases using a model and some words from memory KAL Reinforce and extend recognition of word classes and understand their function. KAS Recognise and apply simple agreements, singular & plural</p>	<p>Reading: 2a Speaking: 2a Writing: 2a</p>	<p>les cheveux les yeux J'ai Il/elle a Je suis Il/elle est marron noir bleu vert blond roux raide bouclé long court grand petit Tu es comment?</p>	
<p>19: Celebrity descriptions Y4.19</p>		<p>Be able to describe someone else using the third person. Be able to use adjectives correctly in a sentence. Enjoy a traditional story.</p>	<p>O4.1 Memorise and present a short spoken text. L4.2 Follow a short familiar text, reading and listening at the same time L4.4 Write simple phrases using a model and some words from memory. IU Compare traditional stories. KAS Recognise and apply simple agreements, singular & plural.</p>	<p>Reading: 3b Speaking: 3b Writing: 3c</p>	<p>les cheveux les yeux Il/elle a Il/elle est grand petit de taille moyenne Il/elle est comment ? le Petit Chaperon Rouge</p>	




					le loup la grand-mère le chasseur comme tu as de grands yeux ! c'est pour mieux te voir entendre manger	
Little red riding hood Y4.20		Enjoy a traditional story. Be able to memorise part of a story and recite a tongue twister in French. Be able to pronounce words with the 'ch' sound accurately.	O4.1 Memorise and present a short spoken text. O4.2 Listen for specific words and phrases. O4.3 Listen for sounds, rhyme and rhythm. L4.2 Follow a short familiar text, reading and listening at the same time L4.3 Read some familiar words aloud and pronounce them accurately.	Reading: 3b Listening: 3b Speaking: 3b	le Petit Chaperon Rouge le loup la grand-mère le chasseur Comme tu as de grands yeux ! C'est pour mieux te voir entendre manger la bouche les oreilles	
Family Y4.21	J'ai	Learn words for family members. Start to recognize different words for 'my' in French. Be able to ask and answer the question <i>Tu as des</i>	O4.2 Listen for specific words and phrases. O4.4 Ask and answer questions. L4.3 Read some familiar words aloud and pronounce them accurately. L4.4 Write simple words and phrases using a model and some words from	Reading: 2a Listening: 2a Speaking: 2a	le frère le demi-frère la sœur la demi-sœur le père la mère les parents le grand-père	




		<i>frères ou des sœurs?</i>	memory.		la grand-mère les grands-parents	
Possessive adjectives Y4.22:		Revise words for family members. Learn the different words for 'my' in French (possessive adjectives). Know when to use the correct word for 'my'.	L4.4 Write simple words and phrases using a model and some words from memory. KAL Recognise and apply simple agreements, singular and plural. IU4.1 Learn about celebrations in different cultures. LLS Apply simple grammatical knowledge to experiment with writing.	Reading: 3c Writing: 3c	mon, ma, mes Tu as des frères ou des sœurs ? Je suis fils unique Je suis fille unique J'ai Tu as des frères ou des sœurs ? la petite Souris	
Dictionary skills and pronunciation Y4.23:		Revise the different words for 'my' in French (possessive adjectives). Improve dictionary skills. Learn how to pronounce the phoneme 'eu' correctly.	O4.2 Listen for specific words and phrases. O4.3 Listen for sounds, rhyme and rhythm. L4.3 Read some familiar words aloud and pronounce them accurately. IU Learn about festivals and celebrations in different cultures	Speaking: 2a	mon, ma, mes l'œuf	
Clothes Y4.24:		Learn words for clothing. Use mental associations to remember words. Be able to ask and answer the	O4.2 Listen for specific words and phrases. O4.4 Ask and answer questions. L4.1 Read and understand a range of familiar written phrases. LLS Use context and previous knowledge to determine meaning	Reading: 2a Listening: 2a Speaking: 2a	des chaussures des baskets le pantalon les leggings le jean le short les chaussettes	



		question <i>Que portes-tu?</i>	and pronunciation. LLS Use mental associations to help remember words.		la jupe la robe le pull	
Clothes and colours Y4.25	Colours Y4	Revise words for clothing and colours. Use colours to describe clothing with correct adjectival agreements. Understand and write a short description of an outfit.	O4.2 Listen for specific words and phrases. O4.4 Ask and answer questions. L4.1 Read and understand a range of familiar written phrases. LLS Use context and previous knowledge to determine meaning and pronunciation. LLS Use mental associations to help remember words.	Reading: 2a Listening: 2a Speaking: 2a	le manteau la ceinture le T-shirt la chemise Je/il/elle porte Que portes-tu ?	
The hedgehog story Y4.26		Enjoy a simple story about clothing. Understand aural descriptions of clothing. Remember words for clothing.	O4.2 Listen for specific words and phrases. L4.2 Follow short familiar text, listening and reading at the same time. LLS Use context and previous knowledge to determine meaning and pronunciation. LLS Use mental associations to help remember words.	Reading: 2a Listening: 2a	le hérisson les bottes les gants les chaussettes l'écharpe le chapeau le pantalon le manteau les sous-vêtements se mettre enlever oublier morpion	
April fool's day		Learn about the origins of the April's Fools Day	IU Learn about festivals and celebrations in different cultures. LLS Use a dictionary.	n/a	Poisson d'avril Le premier avril	


Y4		<p>tradition in France. Compare the way April Fool's day is celebrated in the UK and France. Design their own 'poissons d'avril'.</p>				
Talk4Writing and revision Y4.27		<p>Memorise and present a short spoken text. Revise food and giving opinions with reasons. Find out about the lack of uniforms in France and give opinions about uniform.</p>	<p>O4.1 Memorise and present a short spoken text. L4.2 Follow short familiar text, listening and reading at the same time. KAL Apply phonic knowledge of the language to support reading. LLS Use mental associations to help remember words. LLS Read and memorise words.</p>	<p>Reading: 3b Listening: 2a Writing: 3b Speaking: 3b</p>	<p>le hérisson les bottes les gants les chaussettes l'écharpe le chapeau le pantalon le manteau les sous-vêtements se mettre enlever oublier parce que c'est</p>	
Revision Y4.28		<p>Revise words for parts of the body, colours, clothes, months, numbers, personal descriptions and family.</p>	<p>O4.2 Listen for specific words and phrases. O4.4 Ask and answer questions. L4.1 Read and understand a range of familiar written phrases. LLS Use context and previous knowledge to determine meaning and pronunciation. LLS Use mental associations to help</p>	<p>Reading: 2a Listening: 2a Speaking: 2a</p>		




<p>Assessments Y4.29</p>		<p>Complete an assessment in the different language skills.</p>	<p>remember words. O4.2 Listen for specific words and phrases. O4.4 Ask and answer questions on several topics. L4.1 Read and understand a range of familiar written phrases. L4.4 Write simple words and phrases from memory. KAL Recognise and apply simple agreements. LLS Use context and previous knowledge to determine meaning.</p>	<p>Listening: 1a-3a Speaking: 1a-3a Reading: 1a-3a Writing: 1a-3a</p>		
<p>Food project Y4.30</p>		<p>Learn about different types of French food and drink and where they are from. Test out French food/drink and conduct survey.</p>	<p>O4.1 Listen for specific words and phrases. O4.4 Ask and answer questions on several topics. KAL Use question forms. IU4.1 Identify similarities and differences.</p>	<p>Listening: 2b Speaking: 1a-3c Writing: 1a-3c</p>	<p>C'est ce sont le fromage le croissant la baguette la brioche le camembert la brie le pain au chocolat les escargots les moules la crêpe un diabololo menthe une eau minérale un Orangina le pâté</p>	
<p>Y5 Summer</p>						




<p>Classroom instructions and opinions Y5.1</p>	<p>Classroom Instructions Y3 Y4</p> <p>J'aime J'adore Je n'aime pas Je déteste</p>	<p>Revise classroom instructions. Revise opinions. Learn how to pronounce the 'j' phoneme correctly.</p>	<p>Identify sound-spelling link: Listen and apply knowledge of phonemes to help understand extended sentences. Listen & recount: Listen to and recount familiar stories, songs, rhymes or poems, including the use of visual cues or prompts. Listen & speak: Take part in short conversations using familiar structures and vocabulary. Can adapt models successfully to give an extended response including opinions and reasons.</p>		<p>taisez-vous écoutez répétez levez-vous asseyez-vous sautez dansez marchez J'aime J'adore Je n'aime pas Je déteste Que penses-tu ?</p>	
<p>Sports and opinions Y5.2</p>		<p>Learn words for sports. Revise opinions.</p>	<p>Listen & recount: Listen to and recount familiar stories, songs, rhymes or poems, including the use of visual cues or prompts. Listen & speak: Take part in short conversations using familiar structures and vocabulary. Can adapt models successfully to give an extended response including opinions.</p>		<p>parce que</p>	
<p>Sports, and clothing Y5.3</p>		<p>Revise words for sports and opinions. Revise clothes and 'je porte' in the context of sports clothing. Learn the word 'pour' and use it in context.</p>	<p>Listen & speak: Take part in short conversations using familiar structures and vocabulary. Can adapt models successfully to give an extended response including opinions and reasons. Write independently: Write extended sentences and short texts from memory on a familiar topic with reasonably accurate spelling. Cultural capital: Foster children's</p>		<p>le football le netball le hockey le skate le badminton le tennis le karaté les fléchettes le short le maillot de football</p>	



			curiosity about life in France.		les baskets la casquette les chaussettes les chaussures de football les lunettes de soleil le karaté-gi J'ai Tu as Il a Elle a Nous avons ne ... pas Je n'ai pas	
The verb to have 'avoir' Y5.4		Revise <i>j'ai</i> and learn <i>tu as, il a, elle a</i> and <i>nous avons</i> (parts of <i>avoir</i>). Revise how to pronounce the 'a' phoneme correctly.	Grammar: Verbs: Use 1st, 2nd and 3rd person of several regular verbs in the present tense in addition to the irregular high frequency verbs including <i>avoir</i> (to have), <i>être</i> (to be) and <i>aller</i> (to go). Identify sound-spelling link: Listen and apply knowledge of phonemes to help understand extended sentences.		J'ai tu as, il a, elle a nous avons	
Emperor's new clothes. Masculine and feminine forms Y5.5		Enjoy a traditional story and act it out. Learn how to find the correct adjective ending for masculine and feminine forms in a dictionary.	Listen & recount: Listen to and recount familiar stories, songs, rhymes or poems, including the use of visual cues or prompts. Identify sound-spelling link: Listen and apply knowledge of phonemes to help understand extended sentences. Grammar: adjectives: Use adjectival agreements in a wider range of topics.		J'ai tu as il a elle a nous avons	
Adjectives and dictionary skills Y5.6		Enjoy a traditional story and act it out. Learn how to find the correct adjective ending	Verbs: Use 1 st , 2 nd and 3 rd person of several regular verbs in the present tense in addition to the irregular high frequency verbs including 'avoir'. Adjectival agreements: Use adjectival agreements in a wider range of topics. Understand word order and agreements: nouns, adjectives.		J'ai tu as il a elle a nous avons ne ... pas je n'ai pas magnifique	



		for masculine and feminine forms in a dictionary.	Use reference materials; Use a dictionary to find the meaning of high-frequency adjectives and		formidable élégant démodé affreux, -se différent merveilleux, -se intelligent magique	
7: Weather		Learn how to describe the weather. Be able to give a simple weather forecast.	Listen and recount: Listen to and recount familiar stories, songs, rhymes or poems, including the use of visual cues or prompts. Cultural capital: Introduction to the French-speaking world. Verbs: Use phrases using faire. Write with support: Write extended sentences and short texts accurately on a few topics using a sentence builder or writing frame for support.		il fait du soleil il fait chaud il fait du vent il fait froid il neige il pleut à quel temps fait-il ? la température	
8: The sun and the wind story		Learn how to describe the weather. Be able to give a simple weather forecast.	Reading: Read aloud a short text such as a poem with accurate pronunciation and intonation, using tone of voice and gesture to convey meaning. Writing; Use a short text as a model for an independent piece of writing on a familiar topic, using reference materials to proofread to improve accuracy. Cultural capital: Introduction to the French-speaking world. .			



Year 6	Prior Learning	French Knowledge / Key Outcomes	NC levels	Vocab	Skills
Hobbies Y5.9	Opinions	Learn words for hobbies. Revise weather vocabulary. Pronounce the phoneme 'qu' accurately.	Listen and recount: Listen to and recount familiar stories, songs, rhymes or poems, including the use of visual cues or prompts. Listen and speak: Take part in short conversations using familiar structures and vocabulary. Can adapt models successfully to give an extended response including opinions and reasons. Identify sound spelling link: Listen and apply knowledge of phonemes to help understand extended sentences. Cultural capital: Appreciate authentic songs, poems and rhymes. stories, songs, rhymes or poems, including the use of visual cues or prompts.	écouter de la musique regarder la télévision faire le jardinage jouer aux cartes jouer à des jeux-vidéo lire faire des balades avec le chien aller au cinéma faire du shopping faire des voyages les passe-temps quel est ton hobby ?	
Tu as un animal? Y5.10	Animals Y3	Revise words for hobbies. Revise words for animals and learn four new words for pets. Understand and describe what pets people have using 'avoir'.	Identify sound spelling link: Listen and apply knowledge of phonemes to help understand extended Sentences. Speaking: Produce extended sentences using sentence builders to communicate for practical purposes on familiar topics with good pronunciation and intonation Writing: Write extended sentences and short texts accurately on a few topics using a	un chat un chien un lapin une souris un serpent une tortue un cheval un hamster un oiseau un poisson Tu as un animal ?	



			<p>sentence builder or writing frame for support. Apply phonic knowledge: Read extended sentences accurately that contain mostly familiar language.</p>	<p>Quel animal voudrais-tu ? Pourquoi ?</p>	
<p>Pets Fox and Crow story Y5.11</p>	<p>Animals Y3</p>	<p>Revise words for pets. Enjoy a traditional tale.</p>	<p>Cultural capital: Appreciate French fables Agreements: Understand word order and agreements: nouns, adjectives, verbs. Listen and understand: Listen to and understand the main points and some detail in extended sentences and short passages.</p>	<p>Tu as un animal? Quel animal voudrais-tu ? Pourquoi ? le renard le corbeau</p>	
<p>Poems Y5.12:</p>		<p>Learn how to work out which words in a poem rhyme. Learn how to pronounce the 'oi' phoneme correctly. Write their own diamond poem in French</p>	<p>Listen and understand: Listen to and understand the main points and some detail in extended sentences and short passages. Listen: Listen and apply knowledge of phonemes to help understand extended sentences Adapt a written model: Use a short text as a model for an independent piece of writing on a familiar topic, using reference materials to proof read to improve accuracy. Cultural capital: Appreciate French fables (the Fox and the Crow).</p>	<p>le renard le corbeau trois noir poisson oiseau chat souris silencieux joueur chasser effrayé</p>	
<p>To be or not to be Verb être Y5.13</p>		<p>Learn more parts of the verb 'être' including in the negative form. Enjoy a simple story.</p>	<p>Listen and recount: Listen to and recount familiar stories, songs, rhymes or poems, including the use of visual cues or prompts. Verbs: Use the 1/st, 2 nd and 3 rd person of the high frequency verb 'être' Negatives: Use the negative ne... pas with</p>	<p>être Je suis Tu es Il est Elle est Nous sommes Ne ... pas</p>	




		Develop dictionary skills when looking up verbs.	variety of high frequency verbs		
Numbers and Months revision Y5.14	Numbers 1-31 Sums Months Dates Y4	Revise numbers 1-31 and terms for sums. Practise sums in French. Revise months and say and understand dates.	Speak: Produce short pre-prepared phrases on a familiar topic, with secure pronunciation and intonation. Listen and understand: Listen to and understand the main points and some detail in extended sentences and short passages. Listen and recount: Listen to and recount familiar stories, songs, rhymes or poems, including the use of visual cues or prompts	plus moins fois divisé par numbers 1-31 les mois quelle est la date aujourd'hui ?	
Numbers 32-60 Y5.15	Numbers 1-31 Y4 Months Date	Revise numbers 1-31 and terms for sums. Learn numbers 32-60 Practise sums in French.	Identify sound spelling link; Use strings of phonemes to help understand new words and short phrases. Listen and recount: Listen to and recount familiar stories, songs, rhymes or poems, including the use of visual cues or prompts. Speak: Produce extended sentences using sentence builders to communicate for practical purposes on familiar topics with good pronunciation and intonation.	Plus moins fois divisé par numbers 1-60 les mois Quelle est la date aujourd'hui	
Christmas: La Galette des Rois		Learn about the Epiphany tradition in France. Be able to	Cultural capital: Learn about festivals, such as Mardi Gras and wider coverage of French traditions, such as Epiphany. Listen and recount: Listen to and recount familiar stories, songs, rhymes or poems,	la galette le roi la reine le lapin le loup	




		<p>understand and recite an authentic French song.</p> <p>Enjoy a traditional French story and compare it to an English story.</p>	<p>including the use of visual cues or prompts.</p> <p>Listen and understand: Listen to and understand the main points and some detail in extended sentences and short passages.</p>	<p>l'ours du beurre la couronne Joyeux Noël ! Bonne année !</p>	
<p>Y6 Spring Term</p>					
<p>Schools Y5.16</p>		<p>Learn words for school subjects.</p> <p>Learn how to pronounce words starting with 'h'.</p> <p>Learn about French primary school timetables.</p>	<p>Listen & understand: Listen to and understand the main points and some detail in extended sentences and short passages.</p> <p>Identify sound-spelling link: Listen and apply knowledge of phonemes to help understand extended sentences.</p> <p>Read aloud: Read aloud a short text such as a poem with accurate pronunciation and intonation, using tone of voice and gesture to convey meaning.</p> <p>Apply phonic knowledge: Read extended sentences accurately that contain mostly familiar language, applying phonic knowledge.</p>	<p>les matières les mathématiques l'anglais les sciences l'histoire la géographie le français l'informatique l'E.P.S. la musique le héraisson</p>	
<p>17: Schools subjects, preferences</p>		<p>Describe preferences of school subjects and reasons why.</p> <p>Learn about a real primary school in France.</p>	<p>Listen & speak: Take part in short conversations using familiar structures and vocabulary. Can adapt models successfully to give an extended response including opinions and reasons.</p> <p>Write independently: Write extended sentences and short texts from memory on a familiar topic with reasonably accurate spelling.</p>	<p>les matières les mathématiques l'anglais les sciences l'histoire la géographie le français l'informatique</p>	



			Cultural capital: Foster children's curiosity about life in France: an introduction to daily life in France.	l'E.P.S. la musique Ma matière préférée c'est Je préfère	
18: Tortoise's birthday story, verb 'aller'	Animals Y3	Listen to and memorise a story. Learn the different parts of the irregular verb 'aller'.	Listen & recount: Listen to and recount familiar stories, songs, rhymes or poems, including the use of visual cues or prompts. Translate: Translate sentences or short texts from French to English. Grammar – verbs: Use 1st, 2nd and 3rd person of several regular verbs in the present tense in addition to the irregular high frequency verbs including avoir (to have), être (to be) and aller (to go).	le lapin le cheval le chat la tortue le gâteau l'anniversaire pourquoi acheter pour Je vais Tu vas Il/elle va Nous allons Vous allez Ils vont rencontrer supermarché	
19: Sentence and text building		Make sentences using single word cards. Make texts using phrase cards. Revise the different parts of the irregular verb 'aller'. Use a dictionary	Listen & recount: Listen to and recount familiar stories, songs, rhymes or poems, including the use of visual cues or prompts. Use reference materials: Use a dictionary to find the meaning of high-frequency adjectives and verbs from English to French and French to English. Grammar – verbs: Use 1st, 2nd and 3rd person of several regular verbs in the present tense in addition to the irregular high frequency verbs including avoir (to have), être (to be) and	Je vais Tu vas Il/elle va Nous allons Vous allez Ils vont rencontrer supermarché	

		to find out the meaning of some words for transport in French.	aller (to go).		
20: Transport types	Family members Y4	Revise and learn more words for transport in French. Be able to say which form of transport you and others use. Use different parts of the irregular verb aller.	Listen & understand: Listen to and understand the main points and some detail in extended sentences and short passages. Translate: Translate sentences or short texts from French to English and English to French including the use of a dictionary or supporting resource. Grammar – verbs: Use 1st, 2nd and 3rd person of several regular verbs in the present tense in addition to the irregular high frequency verbs including avoir (to have), être (to be) and aller (to go).	en voiture en autobus en avion en bateau en train à pied Je vais Tu vas Il/elle va Nous allons Vous allez Ils vont mon papa ma maman mes grands parents mon frère ma sœur	
21: In the Classroom		Learn words for items in a classroom. Prepare a presentation about your school.	Listen & recount: Listen to and recount familiar stories, songs, rhymes or poems, including the use of visual cues or prompts. Write independently: Write extended sentences and short texts from memory on a familiar topic with reasonably accurate spelling. Grammar – adjectives: Use adjectival agreements in a wider range of topics.	le crayon le stylo la règle la trousse la calculatrice les ciseaux le taille-crayon la table	


<p>22: Possessives and presentations</p>	<p>Possessive adjectives</p>	<p>Revise possessive adjectives and learn some new possessive adjectives. Give a presentation about your school.</p>	<p>Listen & recount: Listen to and recount familiar stories, songs, rhymes or poems, including the use of visual cues or prompts. Grammar – adjectives: Use a variety of possessive adjectives. Speak: Produce extended sentences using sentence builders to communicate for practical purposes on familiar topics with good pronunciation and intonation.</p>	<p>la chaise la fenêtre le tableau la poubelle le cahier le sac l'ordinateur la porte Il y a dans le sac l'ordinateur Il y a mon, ma, mes ton, ta, tes</p>	
<p>Easter: Mardi Gras</p>		<p>Learn about the Mardi Gras carnival in France. Learn about how Easter and the events leading up to it are celebrated in France. Compare the way Easter is celebrated in the UK and France.</p>	<p>Cultural capital: Learn about festivals, such as Mardi Gras and wider coverage of French traditions, such as Epiphany.</p>	<p>Mardi gras Joyeuses Pâques Le mercredi des Cendres Le Carême Le dimanche des Rameaux Les cloches Vendredi saint Le dimanche de Pâques La chasse aux œufs Les œufs de Pâques Le repas L'agneau</p>	
<p>Y6 Summer Term</p>					


<p>23: Prepositions</p>		<p>Revise words for items in the classroom. Learn words for prepositions to be able to where something is located.</p>	<p>Listen & understand: Listen to and understand the main points and some detail in extended sentences and short passages. Read: Read and understand a variety of short simple texts in different formats and different contexts. Grammar – prepositions: Prepositions of place and location (countries), (sur, sous, devant).</p>	<p>sur dans derrière sous devant entre sur dans derrière sous devant entre</p>	
<p>24: Prepositions and ai phoneme</p>		<p>Revise words for prepositions to be able to where something is located. Pronounce the phoneme 'ai' accurately.</p>	<p>Grammar – prepositions: Prepositions of place and location (countries), (sur, sous, devant). Translate: Translate sentences or short texts from French to English and English to French including the use of a dictionary or supporting resource. Identify sound-spelling link: Listen and apply knowledge of phonemes to help understand extended sentences.</p>		
<p>25: Silent Letters Pronunciation</p>		<p>Know which letters are silent at the end of words. Understand the liaison rule where letters which are usually silent are pronounced before a vowel.</p>	<p>Apply phonic knowledge: Read extended sentences accurately that contain mostly familiar language, applying phonic knowledge. Identify sound-spelling link: Listen and apply knowledge of phonemes to help understand extended sentences.</p>	<p>le lion mort soir soleil froid chaud pied beaucoup loup animaux gâteaux deux</p>	

26: Revision of 'aller' . Simple future	Verb "aller" Hobbies	Revise parts of the irregular verb aller. Learn how to form the simple future tense.	Verbs: Use the near future tense in the 1 st , 2 nd and 3 rd person. Listen and understand: Listen to and understand the main points and some detail in extended sentences and short passages. Write: Write extended sentences and short texts accurately on a few topics using a sentence builder or writing frame for support.	gentil Je vais Tu vas Il va Elle va Nous allons Ils/elles vont Jouer au football	
27: Revise 'simple future' Speaking practice		Revise how to form the simple future tense. Practise questions for the forthcoming speaking assessment.	Listen and understand: Listen to and understand the main points and some detail in extended sentences and short passages. Listen and speak: Take part in short dialogues about familiar topics with 2-3 exchanges with secure pronunciation and intonation. Grammar: Verbs: Use the near future tense with singular subject pronouns.	Jouer au tennis Écouter de la musique Jouer à des jeux vidéo Regarder la télévision Aller au cinéma Lire	
28: Revision		Revise language learnt during Y5 and previously.	Listen and understand: Listen to and understand the main points and some detail in extended sentences and short passages. Read and understand: Read and understand a variety of short simple texts (for gist or detail) in different formats and different contexts. Write with support: Write extended sentences and short texts accurately on a few topics using a sentence builder or writing frame for support.	All language from Y5	

<p>29: Assessments</p>		<p>Complete an assessment in the different language skills.</p>	<p>Listen and understand: Listen to and understand the main points and some detail in extended sentences and short passages. Read: Read and understand a variety of short simple texts (for gist or detail) in different formats and different contexts. Write independently: Write extended sentences and short texts from memory on a familiar topic with reasonably accurate spelling. Speak: Produce extended sentences using sentence builders to communicate for practical purposes on familiar topics with good pronunciation and intonation.</p>		
<p>30: West Africa project</p>		<p>Learn about where French is spoken in Africa. Learn about countries in west Africa Revise parts of the verb être. Revise opinions, colours and clothes.</p>	<p>Speak: Produce extended sentences using sentence builders to communicate for practical purposes on familiar topics with good pronunciation and intonation. Cultural Capital: Introduction to the French-speaking world. Read: Read and understand a variety of short simple texts (for gist or detail) in different formats and different contexts. Verbs: Use 1 st , 2 nd and 3 rd person of several regular verbs in the present tense in addition to the irregular high frequency verbs including être – to be.</p>	<p>masque beau élégant intéressant joli superbe amusant horrible moche bizarre effrayant génial</p>	

Enrichment and Engagement Activities	Links with Le Mans, Work exchange, Virtual links Links with Bishop Fox's Language Dept.
--------------------------------------	--

Christmas: the snowman	Be able to say and understand parts of the body. Be able to understand and recite an authentic French poem. Learn about some Christmas traditions in France.	<p>O4.1 Memorise and present a short spoken text.</p> <p>L4.2 Follow a short, familiar text, identifying common spelling patterns in letter strings; use physical response to show understanding of specific words.</p> <p>IU Learn about festivals and celebrations in different cultures</p> <p>LLS Use context and previous knowledge to determine meaning</p>	<p>Listening: 3c</p> <p>Reading: 3c</p>	
------------------------------	--	---	---	---

April fool's day	Learn about the origins of the April's Fools Day tradition in France. Compare the way April Fool's day is celebrated in the UK and France. Design their own 'poissons d'avril'.	<p>IU Learn about festivals and celebrations in different cultures.</p> <p>LLS Use a dictionary.</p>	n/a	
---------------------	---	--	-----	---

Add in final section of year 5 scheme
Move festivals and Assessment

Add in prior learning from previous years