



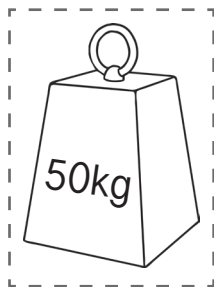
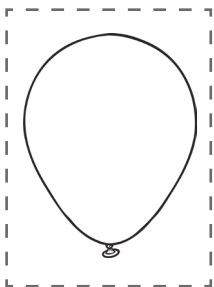





# Complete the Scales

Cut out the heavy and light objects and glue them on the correct side of the balance scales to complete the picture.



# Complete the Scales Answers

Examples of possible answers:

